

# Care Provider Report For Virtua H & R C At Berlin

100 LONG A COMING LN  
BERLIN, NJ 08009  
Telephone: 856-322-3600  
Fax: 856-322-3601

## Table of Contents

|                    |    |
|--------------------|----|
| Summary .....      | 3  |
| Description .....  | 4  |
| Services .....     | 5  |
| Medicare .....     | 6  |
| User Reviews ..... | 10 |
| Hospitals .....    | 11 |
| Community .....    | 12 |
| Facilities .....   | 13 |

## Summary

### Virtua H & R C At Berlin

100 Long a Coming Ln Berlin, NJ 08009



4 of 5 stars

| Type of Care                    | Payment Options          | Average Provider Prices for New Jersey                     |
|---------------------------------|--------------------------|--|
| Nursing Home                    | Medicare                 | Yes Nursing Home \$9,010/mo                                |
| Skilled Nursing Facility        | Medicaid                 | Yes Private: \$8,280/mo                                    |
| Continued Care Community        | Veteran's Benefits       | No Nursing Home \$8,280/mo                                 |
| In-Home Care                    | Long Term Care Insurance | No Semi-Private: \$3,380/mo                                |
| Short Term Care: Rehabilitation |                          | In-Home Care With Certified Professional: \$3,380/mo       |
|                                 |                          | In-Home Care With Only a Licensed Professional: \$3,610/mo |
|                                 |                          | A Licensed Homemaker: \$0/mo                               |

## Description

Virtua H & R C at Berlin is a nursing home. It provides medical nursing service for seniors with serious illnesses or disabilities twenty-four hours a day, delivered by registered nurses, licensed practical nurses, and certified nurse aids.

Nursing care facilities cater to several types of patients: some patients require short-term rehab while recovering from surgery; others require long-term nursing and medical supervision. In addition, some nursing homes offer specialized care programs for Alzheimer's or other illnesses, or short-term respite care for frail or disabled persons when a family member requires a rest from providing care in the home. Please note that you can help compare nursing homes by looking at the Medicare ratings of a given facility (Medicare has a 5-star rating system for comparing nursing homes). There are various ways for paying for care in a nursing home. Make sure you know your loved one's Medicare and Medicaid eligibility, and understand how you can use tools like long term care insurance to pay for nursing home care.

Also, Virtua H & R C at Berlin is an in-home care provider. In Home care could be either medical ("skilled") or non-medical ("custodial") support services delivered at the home of the senior. "skilled" service providers who usually provide various medical care needs and "custodial" care providers who provide services for daily living such as bathing, dressing, and meal preparation but may also extend to assistance with transportation, paying bills, making appointments, and simply being there to provide companionship and emotional support. Home Care services are generally available 24 hours a day, seven days a week and are sometimes paid for directly by the client or through a variety of public and private funding sources such as Medicare and/or Medicaid. Make sure you know your loved one's Medicare and Medicaid eligibility, and understand how you can use tools like long term care insurance to pay for in home care.

Also, Virtua H & R C at Berlin is a skilled nursing facility (SNF). It is primarily engaged in providing skilled nursing care and related services for residents who require medical or nursing care; or rehabilitation services for the rehabilitation of injured, disabled, or sick persons.

Skilled nursing facilities cater to patients who either need short-term rehab while recovering from surgery; or require long-term nursing and medical supervision. Skilled Nursing facilities are very often associated with area hospitals.

## Services

### Facility Details

---

In Hospital: No  
Capacity: 128  
Occupancy: 117

### Accommodations

---

#### Security

---

- Fire Sprinkler System

### Staffing

---

#### Hours Per Resident Per Day

---

Licensed Practical And Licensed Vocational Nurses: 45 minutes  
Certified Nursing Assistants: 2 hours 22 minutes  
Registered Nurses: 49 minutes

### Medicare

---

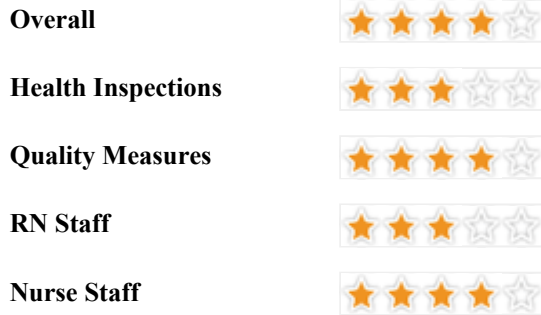
#### Survey Dates

---

Health 11/19/2010  
Fire 11/19/2010

## Medicare Report

### Medicare Ratings



### Medicare Audit Summary

| Category             | This Facility | State Average |
|----------------------|---------------|---------------|
| <b>Health Issues</b> | 0             | 6             |
| <b>Care Issues</b>   | 7             | 6             |
| <b>Fire Safety</b>   | 0             | 1             |

## Medicare Details

### Health Inspections



Last Standard Health Inspection: 11/19/2010

Lists the health requirements that the nursing home failed to meet.

There were no issues found as part of the health inspection.

## Medicare Details (Continued)

### Quality Measures



Information comes from data that the nursing homes regularly report on all residents. It includes aspects of residents' health, physical functioning, mental status and general well being.

| Quality Measures  | Average in New Jersey | Virtua H & R C at Berlin |
|---|-----------------------|--------------------------|
| <b>Long-Stay Residents</b>  |                       |                          |
| <b>NOTE: For the following measures, higher percentages are better.</b>                       |                       |                          |
| Percent of long-stay residents given influenza vaccination during the flu season              | 78%                   | 90%                      |
| Percent of long-stay residents who were assessed and given pneumococcal vaccination           | 78%                   | 90%                      |
| <b>NOTE: For the following measures, lower percentages are better.</b>                        |                       |                          |
| Percent of long-stay residents whose need for help with daily activities has increased        | 11%                   | 7%                       |
| Percent of long-stay residents who have moderate to severe pain                               | 1%                    | 6%                       |
| Percent of high-risk long-stay residents who have pressure sores                              | 12%                   | 12%                      |
| Percent of low-risk long-stay residents who have pressure sores                               | 1%                    | 0%                       |
| Percent of long-stay residents who were physically restrained                                 | 2%                    | 0%                       |
| Percent of long-stay residents who are more depressed or anxious                              | 8%                    | 15%                      |
| Percent of low-risk long-stay residents who lose control of their bowels or bladder           | 38%                   | 32%                      |
| Percent of long-stay residents who have/had a catheter inserted and left in their bladder     | 3%                    | 6%                       |
| Percent of long-stay residents who spend most of their time in bed or in a chair              | 2%                    | 5%                       |
| Percent of long-stay residents whose ability to move about in and around their room got worse | 7%                    | 9%                       |
| Percent of long-stay residents who had a urinary tract infection                              | 6%                    | 2%                       |
| Percent of long-stay residents who lose too much weight                                       | 7%                    | 6%                       |
| <b>Short-Stay Residents</b>   |                       |                          |
| <b>NOTE: For the following measures, higher percentages are better.</b>                       |                       |                          |
| Percent of short-stay residents given influenza vaccination during the flu season             | 77%                   | 90%                      |
| Percent of short-stay residents who were assessed and given pneumococcal vaccination          | 76%                   | 90%                      |
| <b>NOTE: For the following measures, lower percentages are better.</b>                        |                       |                          |
| Percent of short-stay residents who have delirium   | 0%                    | 0%                       |
| Percent of short-stay residents who had moderate to severe pain                               | 12%                   | 50%                      |
| Percent of short-stay residents who have pressure sores                                       | 13%                   | 14%                      |



## Medicare Details (Continued)





### Fire Safety Inspections

Lists the fire safety requirements that the nursing home failed to meet. Fire safety results are not included in the nursing home's Overall Rating.

There were no issues found as part of the fire safety inspection.

## OurParents User Reviews

On Jul 06, 2011 11:15AM EDT, an OurParents User provided the following review of this care provider:

|   |
|---|
| Overall Rating  |
|  |
| 4 of 5 stars  |
| Staff Helpfulness   |
|  |
| No Rating Available   |
| Cleanliness   |
|  |
| No Rating Available   |
| Quality of Care   |
|  |
| No Rating Available   |

Virtua H & R C at Berlin is an average sized, not for profit, nursing home with 128 beds based in Berlin, NJ. At last check, the facility had 117 residents indicating that it is 91% occupied which is about average within the state of New Jersey. The provider accepts both medicare and medicaid programs, and provides resident and family counseling services.

This nursing home is located in a continuing care retirement community (CCRC). As of July 2011, the medicare rating for Virtua H & R C At Berlin, was 4 stars, which is a better rating than 84% of nursing homes in New Jersey. We have compared the detailed Medicare data for Virtua H & R C At Berlin with other senior care providers in New Jersey. When compare to the state averages for staffing, the number of registered nurse (RN) hours per resident per day is about average; Certified nursing assistant (CNA) hours per resident per day is about average; The number of licensed practical (LPN) or vocational nurse hours per resident per day is about average. The most recent health inspection was on 11/19/2010. When comparing the health condition of long stay residents to other nursing homes in New Jersey, it is more likely for residents to have moderate to severe pain and it is less likely for residents to have a urinary tract infection. When comparing the health condition of short stay residents to other nursing homes in New Jersey, it is more likely for residents to have moderate to severe pain.

To view the full report for this facility, and to understand more about its Medicare rating, go to [here](#)

## Nearby Hospitals

### **Virtua West Jersey Hospitals Berlin**

Whitehorse Pike And Townsend Avenue Berlin, NJ 08009

Tel: 856-322-3200

Average Rating: **87%**

Acute Care

Heart Failure Care Rating: 97%

Heart Attack Care Rating: 93%

Pneumonia Care Rating: 97%

Surgical Infection Prevention Rating: 94%

## Community Profile for in Berlin, NJ

Zip code-level crime information is provided by U.S. Census data. OurParents ALWAYS recommends that you visit the facility and check with local law enforcement authorities, and draw your own conclusions about the safety of any given care provider and area.

### Annual Crime Occurrences

|                        | 08009 | Avg. |
|------------------------|-------|------|
| <b>Violent Crimes</b>  | 2     | 4    |
| <b>Property Crimes</b> | 4     | 4    |

### Weather Conditions

|                                 |          |
|---------------------------------|----------|
| <b>Average High Temperature</b> | ° F      |
| <b>Average Low Temperature</b>  | ° F      |
| <b>Rainy Days</b>               | 29%      |
| <b>Average Rainfall</b>         | 0 inches |
| <b>Average Snowfall</b>         | 0 inches |

### Religions

|                          |        |
|--------------------------|--------|
| <b>Percent Religious</b> | 52.81% |
| <b>Catholic</b>          | 35.11% |
| <b>Jewish</b>            | 6.17%  |
| <b>Baptist</b>           | 2.43%  |
| <b>All Other</b>         | 9.1%   |

### General Environment

Provided By EPA; Closer to 100 is better

|                            |           |
|----------------------------|-----------|
| <b>Air Quality</b>         | 9.5 / 100 |
| <b>Water Quality</b>       | 10 / 100  |
| <b>Superfund Sites</b>     | 10 / 100  |
| <b>Physicians per 100k</b> | 327.6     |

### People

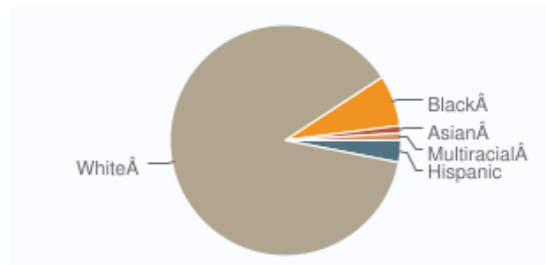
|                                  |            |
|----------------------------------|------------|
| <b>Male Population</b>           | 49.59%     |
| <b>Female Population</b>         | 50.41%     |
| <b>Median Age</b>                | 38.4 Years |
| <b>Average Individual Income</b> |            |
| <b>Average Household Income</b>  | \$70,703   |
| <b>Population Change</b>         |            |

### Cost of Living

Compared to the National Average

|                      |           |
|----------------------|-----------|
| <b>Overall</b>       | 14% Above |
| <b>Cost of Food</b>  | 12% Above |
| <b>Utilities</b>     | 17% Above |
| <b>Miscellaneous</b> | 12% Above |

### Race



|                        |       |
|------------------------|-------|
| <b>White</b>           | 86.2% |
| <b>Black</b>           | 7.5%  |
| <b>Hispanic/Latino</b> | 3.2%  |
| <b>Asian</b>           | 1.6%  |
| <b>Multiracial</b>     | 1.3%  |
| <b>Other</b>           | 0.1%  |

### Education

|                             |       |
|-----------------------------|-------|
| <b>High School Graduate</b> |       |
| <b>Associate Degree</b>     |       |
| <b>Undergraduate Degree</b> |       |
| <b>Graduate Degree</b>      | 4.79% |

---

## Similar Providers Near BERLIN, NJ

1. [Wiley Mission](#)



5 of 5 stars

Accepts Medicare/Medicaid

99 E Main St Marlton, NJ 08053

2. [Voorhees Pediatric Facility](#)



5 of 5 stars

Accepts Medicare/Medicaid

1304 Laurel Oak Rd Voorhees, NJ 08043

3. [Medford Care Center](#)



4 of 5 stars

Accepts Medicare/Medicaid

185 Tuckerton Rd Medford, NJ 08055

4. [Monroe Village Health Care Center](#)



4 of 5 stars

Accepts Medicare/Medicaid

1 David Brainerd Dr Monroe Township, NJ 08831

5. [Care One At Evesham](#)



4 of 5 stars

Accepts Medicare/Medicaid

870 E Route 70 Marlton, NJ 08053

6. [Camden County Health Services Center](#)



4 of 5 stars

Accepts Medicare/Medicaid

20 N Woodbury Turnersville Rd Blackwood, NJ 08012

7. [Meadowview Nursing & Respirato](#)



4 of 5 stars

Accepts Medicare/Medicaid

1420 S Black Horse Pike Williamstown, NJ 08094

8. [Kennedy Home Health Care](#)



4 of 5 stars

Accepts Medicaid

1099 White Horse Rd Voorhees, NJ 00000

9. [Medford Leas](#)



4 of 5 stars

Accepts Medicare

1 Medford Leas Ste A Medford, NJ 08055